



# Pupil Workbook

## Level 5 Week 9

Name: \_\_\_\_\_



**1. Read the common exception words.**

Colour the parts of the words you find tricky.

who

why

**2. Write the common exception words.**

Which is the tricky part of the word? Why is it tricky? Colour the tricky part in a different colour. Write the word two more times.

want

---

---

their

---

---

Focus: Long Vowel Sounds

3. Read and match.


Read these words and draw a line to match them to the correct picture. Add in sound buttons to help you.

unicorn

music

student

uniform



One of the words does not match a picture. Can you draw a picture to match the word?

How confident do you feel?





ai

ay

a\_e

a

## 1. Read the sentences.

Tick the sentence that matches the picture.

**Kit likes to eat apricots.**

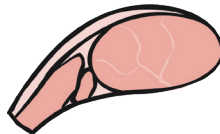
**Kit put an apron on to make a bacon bagel.**

**Kit put an acorn in his pocket.**



## 2. Spell the words.

Look at the picture, say the word and write each word down.



\_\_\_\_\_

\_\_\_\_\_

\_\_\_\_\_

3. Write the focus words.

apricot

human

4. Read and match.

Read the clues and draw a line to match the clue to the correct picture.

**Clue 1**


I sell bacon and meat. You will not find bagels or apricots here. When I get to my shop, I put my apron on.

**Who am I?**

**Clue 2**

I am a music teacher. I help my pupils play instruments and read music on paper.

**Who am I?**



How confident do you feel?





The /oa/ Sound Family

oa

o\_e

o

The /ee/ Sound Family

ee

ea

e\_e

e

1. Read and match.

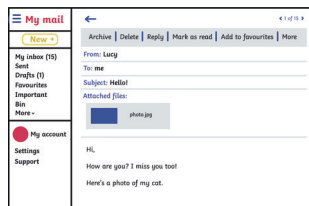
Read these words and draw a line to match them to the correct picture. Add in sound buttons to help you.

Venus

email

poem

cold



One of the words does not match a picture. Can you draw a picture to match the word?

## 2. Read the sentences.

Tick the sentence that matches the picture.

**Jo did yoga in gold shorts.**

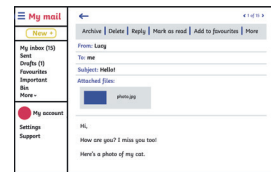
**She holds a poem about yoga.**

**Eva even enjoys going out in the cold.**



## 3. Spell the words.

Look at the picture, say the word and write each word down.



\_\_\_\_\_

\_\_\_\_\_

\_\_\_\_\_

How confident do you feel?





igh

ie

i\_e

i

## 1. Read the story.

Highlight all of the words that contain the /igh/ phoneme.

Miles has a job at the wildlife park. He loves the lions and tigers who have been saved from the wild. There is a lion who is blind and five tigers who hide and stay out of sight. In the reptile zone, there are snakes and alligators.

At night time, Miles checks that the lights are off and that no child has been left behind. Then, he sweeps up the dried twigs and puts fresh food and water out. He tries to make the room neat and checks that all of the uniforms are hung up in a line. On Sundays, he makes a big pie for all of the staff to eat. What a kind man!

## 2. Sort the words.

igh	ie	i_e	i

How confident do you feel?





**1. Write the sentence your teacher says.**

Think carefully about which graphemes to use to spell the words.

---

---

---

---

---

---

---

---

How confident do you feel?



## Level 5 Week 9 Additional Activities

### Focus: Long Vowel Sounds

#### 1. Write your own silly sentence.























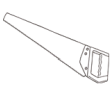

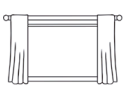













Think carefully about which graphemes to use to spell the words.

---

---

---

---

<b>ay</b>  <b>pr<u>ay</u></b>	<b>oy</b>  <b>bo<u>y</u></b>	<b>ie</b>  <b>ti<u>e</u></b>	<b>ea</b>  <b>lea<u>f</u></b>	<b>a_e</b>  <b>ca<u>k</u>e</b>	<b>i_e</b>  <b>slid<u>e</u></b>	<b>o_e</b>  <b>bo<u>n</u>e</b>	<b>u_e</b>  <b>cu<u>b</u>e</b>
<b>u_e</b>  <b>flut<u>e</u></b>	<b>e_e</b>  <b>trapez<u>e</u></b>	<b>ou</b>  <b>mo<u>u</u>th</b>	<b>a</b>  <b>a<u>c</u>orn</b>	<b>e</b>  <b>equa<u>l</u></b>	<b>i</b>  <b>li<u>o</u>n</b>	<b>o</b>  <b>ho<u>t</u>el</b>	<b>u</b>  <b>u<u>n</u>icorn</b>
<b>ch</b>  <b>ch<u>e</u>f</b>	<b>ch</b>  <b>Chri<u>s</u>tmas</b>	<b>ir</b>  <b>gi<u>r</u>l</b>	<b>ue</b>  <b>statu<u>e</u></b>	<b>ue</b>  <b>glu<u>e</u></b>	<b>y</b>  <b>sun<u>n</u>y</b>	<b>aw</b>  <b>saw<u>a</u></b>	<b>au</b>  <b>autu<u>m</u>n</b>
<b>ow</b>  <b>window<u>o</u></b>	<b>oe</b>  <b>to<u>e</u></b>	<b>wh</b>  <b>whe<u>l</u></b>	<b>c</b>  <b>ci<u>t</u>y</b>	<b>g</b>  <b>gem<u>g</u></b>	<b>ph</b>  <b>dolphin<u>ph</u></b>	<b>ea</b>  <b>br<u>e</u>ad</b>	<b>ie</b>  <b>shie<u>l</u>d</b>
<b>tch</b>  <b>wi<u>t</u>ch</b>	<b>are</b>  <b>ba<u>r</u>e</b>	<b>ear</b>  <b>pea<u>r</u></b>	<b>ore</b>  <b>co<u>r</u>e</b>	<b>ew</b>  <b>scre<u>w</u></b>	<b>ew</b>  <b>ste<u>w</u></b>		

## Focus: Long Vowel Sounds

### 2. Practise spelling the focus words.

Look and Say	Look, Say and Write	Cover and Write	Check
apricot			
kind			
wild			
lion			
human			
gold			
hotel			
both			
want			
their			