



Pupil Workbook  
**Level 4 Week 2**  
CCVC Words

Name: \_\_\_\_\_

Focus: **CCVC words**


**Write the words:**

swim



swim \_\_\_\_\_

flag



flag \_\_\_\_\_

**1. Read the tricky words.**

Colour the parts of the words you find tricky.

have like some come

## 2. Read and match.

Read these words and draw a line to match them to the correct picture.  
Add in sound buttons to help you.

**t r a i n**

**c l o c k**

**f l a p**

**g r i n**



## 3. Read the sentences.

Tick the sentence that matches the picture.

**The flag can flap in the storm.**

**The green frog is on the train.**



## Level 4 Week 2 Lesson 1

Focus: **CCVC words**

### 4. Spell the words.

Look at the picture, say the word and write each sound down.



\_\_\_\_\_



\_\_\_\_\_



\_\_\_\_\_



\_\_\_\_\_

### 5. Write the sentences.

Listen to the sentences and write them down.

\_\_\_\_\_

\_\_\_\_\_

\_\_\_\_\_

\_\_\_\_\_

\_\_\_\_\_

\_\_\_\_\_

\_\_\_\_\_

How confident do you feel?




## Level 4 Week 2 Lesson 2

Focus: **CCVC words**


Write the words:

skip



skip \_\_\_\_\_

plum



plum \_\_\_\_\_

### 1. Read the tricky words.

Colour the parts of the words you find tricky.

have like some come

## 2. Read and match.

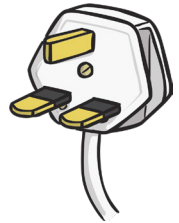


Read these words and draw a line to match them to the correct picture.  
Add in sound buttons to help you.

**s p i n**

**p l u g**

**c l a p**

**s t i c k**




## 3. Read the sentences.

Tick the sentence that matches the picture.

**The brown stick is near to the plug.**

**The frog and crab clap.**



## Level 4 Week 2 Lesson 2

Focus: **CCVC words**

### 4. Spell the words.

Look at the picture, say the word and write each sound down.



\_\_\_\_\_



\_\_\_\_\_



\_\_\_\_\_



\_\_\_\_\_

### 5. Write the sentences.

Listen to the sentences and write them down.

\_\_\_\_\_

\_\_\_\_\_

\_\_\_\_\_

\_\_\_\_\_

\_\_\_\_\_

\_\_\_\_\_

\_\_\_\_\_

How confident do you feel?




## Level 4 Week 2 Lesson 3

Focus: **CCVC words**

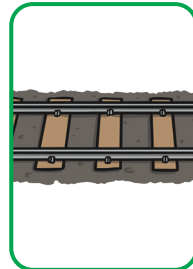
Write the words:

drip



drip \_\_\_\_\_

track



track \_\_\_\_\_

### 1. Spell the tricky words.

Which is the tricky part of the word? Why is it tricky? Colour the tricky part in a different colour. Then, spell the tricky words on the lines below.

was

---

---

---

you

---

---

---



## 2. Read and match.

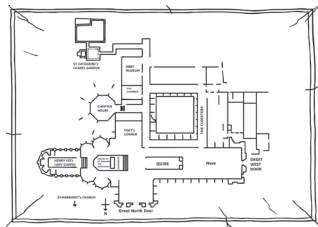
Read these words and draw a line to match them to the correct picture.  
Add in sound buttons to help you.

**plan**

**press**

**trick**

**slip**




## 3. Read the sentences.

Tick the sentence that matches the picture.

**Slip on the drip from the plug.**

**The slug is on the train track.**



## 4. Spell the words.


Look at the picture, say the word and write each sound down.



\_\_\_\_\_



\_\_\_\_\_



\_\_\_\_\_



\_\_\_\_\_

## 5. Write the sentences.

Listen to the sentences and write them down.

\_\_\_\_\_

\_\_\_\_\_

\_\_\_\_\_


\_\_\_\_\_

\_\_\_\_\_

\_\_\_\_\_

\_\_\_\_\_

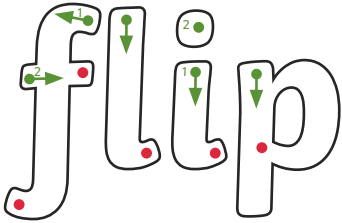
How confident do you feel?




## Level 4 Week 2 Lesson 4

Focus: **CCVC words**

**Write the words:**



flip \_\_\_\_\_



twin \_\_\_\_\_

### 1. Spell the tricky words.

Which is the tricky part of the word? Why is it tricky? Colour the tricky part in a different colour. Then, spell the tricky words on the lines below.

was

---

---

---

you

---

---

---

Focus: **CCVC words**

**2. Read and match.**

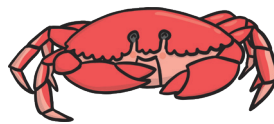
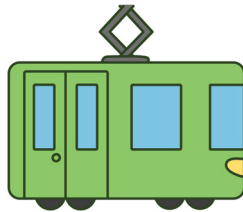
Read these words and draw lines to match them to the correct pictures.  
Add in sound buttons to help you.

**c r a b**

**p l u s**

**t r u c k**

**t r a m**




**3. Read the sentences.**

Tick the sentence that matches the picture.

**The crab sat on the tram.**

**The truck had to stop at a light.**



## Level 4 Week 2 Lesson 4

Focus: **CCVC words**

### 4. Spell the words.

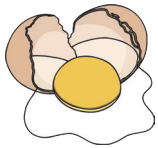
Look at the picture, say the word and write each sound down.



\_\_\_\_\_



\_\_\_\_\_



\_\_\_\_\_



\_\_\_\_\_

### 5. Write the sentences.

Listen to the sentences and write them down.

\_\_\_\_\_

\_\_\_\_\_

\_\_\_\_\_

\_\_\_\_\_

\_\_\_\_\_

\_\_\_\_\_

\_\_\_\_\_

How confident do you feel?



Focus: **CCVC words**

**1. Read the sentences.**

Sound out and blend the sounds to read the words. Remember, you can add sound buttons to help you.

Greg and Gran get on a tram. It is a fast tram so they sit down. The tram stop is at Tring. Greg lets Gran get off. The step is steep but Gran has a grip on the rail.

In Tring, Gran sees a bright flag flap. They see a man sing and bang a drum. Greg is a fan. Gran thinks it is bad and gets cross.

Then, Gran and Greg go to the park. They sit on the green grass in the bright sun. It is just right for them. They get a plum from a tree and chat. It is a fun trip to Tring.

Draw and label a picture to show your favourite part of the story above.

How confident do you feel?



**2. Complete the silly sentences.**

Choose from the words below.

**Will a \_\_\_\_\_ have a \_\_\_\_\_?**

**The \_\_\_\_\_ sat on the \_\_\_\_\_.**

**Have you got a \_\_\_\_\_ or a \_\_\_\_\_?**

**Word Bank**

frog, crown, plum, spoon, slug, track

How confident do you feel?

