



Pupil Workbook

Level 5 Week 17

Name: _____



wh wh

wh _____

1. Read the common exception words.

Colour the parts of the words you find tricky.

live coming

2. Write the common exception words.

Which is the tricky part of the word? Why is it tricky? Colour the tricky part in a different colour. Write the word two more times.

work

house

Focus: **wh** saying /w/

3. Read and match.

Read these words and draw a line to match them to the correct picture. Add in sound buttons to help you.

white wheat wheelbarrow whisker



One of the words does not match a picture. Can you draw a picture to match the word?

How confident do you feel?




1. Read the sentences.

Tick the sentence that matches the picture.

The man had a white wheelbarrow which had a big red wheel.



The white bus had a poster of a whale on the side.

The white whale made a whine as it swam in the sea.



2. Spell the words.

Look at the picture, say the word and write each word down.



3. Spell the common exception words.

Read each common exception word. Cover them and write them three more times underneath.

work house

How confident do you feel?



1. Read the story.

Highlight all of the words that contain the /w/ phoneme.

Kit and Sam want to go out on a boat to look for whales. They set off on Will's wooden ship with white sails. The wind is wild and Sam whimpers as it whips her hair into her eye. Will lets Kit have a turn with the wheel whenever he wants. They spot lots of wildlife in the water but no whales.

"Where are the whales this weekend?" Kit asks Will.

"Well, they might be that way," replies Will, pointing. Kit whirls the wheel and the ship turns west.

"Wow!" exclaims Sam. "I just saw a whale!"

"Where?" they ask, just as a whopper of a whale peeps up out of a wave. It lifts its tail and whacks it onto the water. Whoosh! Kit and Sam are sopping wet.

"Well, you did wish to see a whale", says Will with a wink.

2. Sort the words.

w	wh

How confident do you feel?



1. Read the silly questions.

Answer by putting a circle around 'yes' or 'no'.

Can a whale go in a wheelchair? yes no

Would you whimper if you grew whiskers? yes no

Can a whip have wheels? yes no

Can you whisper while you whisk? yes no

2. Write the focus words.

white

whiskers

which

wheel

How confident do you feel?



1. Write the sentence your teacher says.























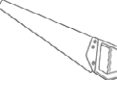















Think carefully about which graphemes to use to spell the words.

How confident do you feel?



1. Write your own silly sentence.

Use words containing the **wh** grapheme.

 ay pray	 oy boy	 ie tie	 ea leaf	 a_e cake	 i_e slide	 o_e bone	 u_e cube
 u_e flute	 e_e trapeze	 ou mouth	 a acorn	 e equal	 i lion	 o hotel	 u unicorn
 ch chef	 ch Christmas	 ir girl	 ue statue	 ue glue	 y sunny	 aw saw	 au autumn
 ow window	 oe toe	 wh wheel	 c city	 g gem	 ph dolphin	 ea bread	 ie shield
 tch witch	 are bare	 ear pear	 ore core	 ew screw	 ew stew		

2. Practise spelling the focus words.

Look and Say	Look, Say and Write	Cover and Write	Check
white			
whisper			
whiskers			
whine			
whale			
which			
while			
wheel			
work			
house			