



Pupil Workbook

Level 5 Week 10

Name: _____



ch

ch _____

1. Read the common exception words.

Colour the parts of the words you find tricky.

thought

through

2. Write the common exception words.

Which is the tricky part of the word? Why is it tricky? Colour the tricky part in a different colour. Write the word two more times.

Mr

Mrs

3. Read and match.


Read these words and draw a line to match them to the correct picture.
Add in sound buttons to help you.

toothache

Christmas

Chris

orchid



One of the words does not match a picture. Can you draw a picture to match the word?

How confident do you feel?



Focus: **ch** saying /c/

The /c/ Sound Family

c

k

ck

ch

1. Read the sentences.

Tick the sentence that matches the picture.

The orchestra plays in a chemist shop.

The orchestra play songs about schools.

The Christmas tree was near the orchestra.



2. Spell the words.

Look at the picture, say the word and write each word down.



Focus: **ch** saying /c/

3. Write the focus words.

echo

chord

school

4. Read and match.

Read the clues and draw a line to match the clue to the correct picture.

Clue 1

I fix cars and vans and I am a mechanic. My workshop is next to the chemist shop on the high street.

Who am I?

Clue 2

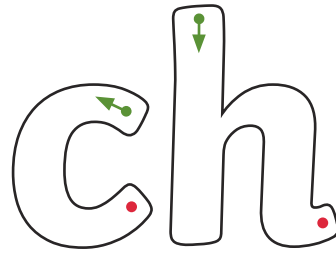
My mum plays in an orchestra. She plays lots of carols at Christmas time and it makes her arms ache. I go to school in year one.

Who am I?



How confident do you feel?





ch _____

1. Read and match.

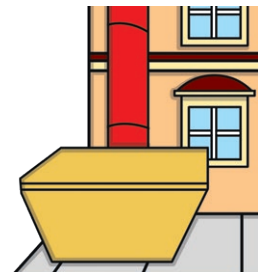
Read these words and draw a line to match them to the correct picture.
Add in sound buttons to help you.

chef

chute

chiffon

parachute



2. Read the sentences.

Tick the sentence that matches the picture.

The chef used a parachute to jump out of the plane.

The chef made a chiffon cake for his mum.

The chef put the bad food down the rubbish chute.



How confident do you feel?

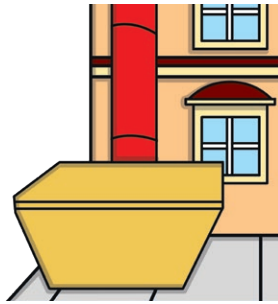


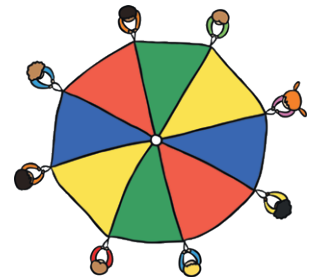
Focus: **ch** saying /sh/

3. Spell the words.

Look at the picture, say the word and write each word down.







How confident do you feel?



Focus: **ch** saying /c/ and /sh/

The /c/ Sound Family

c

k

ck

ch

The /sh/ Sound Family

sh

ch

1. Read the story.

Highlight all of the words that contain the **ch** grapheme.

Jack is a mechanic. He likes cars, vans and bikes but best of all, Jack likes to fix things. He uses the toolkit that he got for Christmas. One day, Jack is going to the chemist and he meets a man that looks sad.

"Are you OK?" he asks.

"No, the anchor for my boat is broken. Can you help me?" he asks.

Jack looks at the anchor and sees a big crack. He unpacks his tools and starts to fix it.

"Thank you. You are kind," says the man, "I thought I was going to have to put it down the rubbish chute!"

After that, Jack drives past a school and there is chaos! A chiffon parachute has hit a car and made it crash. The driver is a chef and has an important meal to cook for the local orchestra. The man is fine but the car is broken. Jack puts his kit in the back of his truck and gives the man a lift to the event.

2. Sort the words.

ch saying /c/	ch saying /sh/

Level 5 Week 10 Lesson 5

Focus: **ch** saying /c/ and /sh/

The /c/ Sound Family

c

k

ck

ch

The /sh/ Sound Family

sh

ch

1. Write the sentence your teacher says.

Think carefully about which graphemes to use to spell the words.

How confident do you feel?



Level 5 Week 10 Additional Activities

Focus: **ch** saying /c/ and /sh/

1. Write your own silly sentence.

The /c/ Sound Family

c

k

ck

























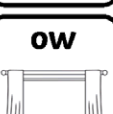








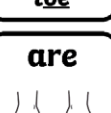




ch

The /sh/ Sound Family

sh

ch

Use words containing the **ch** grapheme.

ay  pray	oy  boy	ie  tie	ea  leaf	a_e  cake	i_e  slide	o_e  bone	u_e  cube
u_e  flute	e_e  trapeze	ou  mouth	a  acorn	e  equal	i  lion	o  hotel	u  unicorn
ch  chef	ch  Christmas	ir  girl	ue  statue	ue  glue	y  sunny	aw  saw	au  autumn
ow  window	oe  toe	wh  wheel	c  city	g  gem	ph  dolphin	ea  bread	ie  shield
tch  witch	are  bare	ear  pear	ore  core	ew  screw	ew  stew		

Level 5 Week 10 Additional Activities

Focus: **ch** saying /c/ and /sh/

2. Practise spelling the focus words.

Look and Say	Look, Say and Write	Cover and Write	Check
school			
Christmas			
chemist			
chord			
echo			
chef			
parachute			
chute			
Mr			
Mrs			