



# Pupil Workbook

## Level 5 Week 4

Name: \_\_\_\_\_



ea

ea

ea

**1. Read the common exception words.**

Colour the parts of the words you find tricky.

Mr

Mrs

**2. Write the common exception words.**

Which is the tricky part of the word? Why is it tricky? Colour the tricky part in a different colour. Write the word two more times.

were

there

\_\_\_\_\_  
\_\_\_\_\_

\_\_\_\_\_  
\_\_\_\_\_

### 3. Read and match.

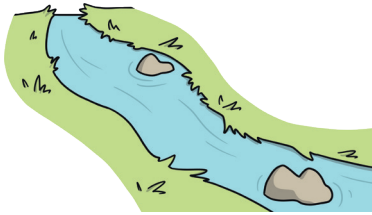
Read these words and draw a line to match them to the correct picture.  
Add in sound buttons to help you.

**stream**

**clean**

**read**

**treat**



One of the words does not match a picture. Can you draw a picture to match the word?

How confident do you feel?



## 1. Read the sentences.

Tick the sentence that matches the picture.

**Mums sits in her seat and reads a book about meat.**

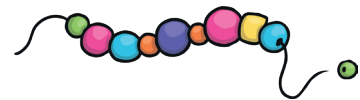

**Mum can reach each book on the high shelf.**

**Mum is teaching Kit and Sam to read.**



## 2. Spell the words.

Look at the picture, say the word and write each word down.



\_\_\_\_\_

\_\_\_\_\_

\_\_\_\_\_

### 3. Spell the common exception words.

Read each common exception word. Cover them and write them three more times underneath.

**were**      **there**

---

---

---

---

---

---

How confident do you feel?



## 1. Read the story.

Highlight all of the words that contain the /ee/ phoneme.

**The Sea Park employs Jean to look after their seals.**

**Each day, after she has had a big sleep, she gets up and puts on her clean jeans and a green top. For a snack, she eats a peach and then she puts her boots on her feet. Jean gets the train to the park. She has a cheap ticket and likes to read her book on the train.**

**At the Sea Park, she has to sweep up, chop up heaps of meat and clean all of the seats.**

**After that, she has to feed the seals. She has lots of treats for them. They let out a squeal when they see her and they have to reach up high to get their treat.**

## 2. Sort the words.

ee	ea

How confident do you feel?



## 1. Read the silly questions.

Answer by putting a circle around 'yes' or 'no'.

**Can a chick have a beak?**

yes

no

**Can you eat a dream?**

yes

no

**Can you teach a peach to jump?**

yes

no

**Can the sea read?**

yes

no

## 2. Write the focus words.

sea

bead

seat

heap

How confident do you feel?



# 1. Write the sentence your teacher says.

Think carefully about which graphemes to use to spell the words.

---

---

---

---

---

---

---

---

How confident do you feel?





# 1. Write your own silly sentence.

Use words containing the **ea** grapheme.























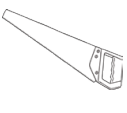

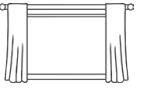













---



---



---

<b>ay</b>  <b>pray</b>	<b>oy</b>  <b>boy</b>	<b>ie</b>  <b>tie</b>	<b>ea</b>  <b>leaf</b>	<b>a_e</b>  <b>cake</b>	<b>i_e</b>  <b>slide</b>	<b>o_e</b>  <b>bone</b>	<b>u_e</b>  <b>cube</b>
<b>u_e</b>  <b>flute</b>	<b>e_e</b>  <b>trapeze</b>	<b>ou</b>  <b>mouth</b>	<b>a</b>  <b>acorn</b>	<b>e</b>  <b>equal</b>	<b>i</b>  <b>lion</b>	<b>o</b>  <b>hotel</b>	<b>u</b>  <b>unicorn</b>
<b>ch</b>  <b>chef</b>	<b>ch</b>  <b>Christmas</b>	<b>ir</b>  <b>girl</b>	<b>ue</b>  <b>statue</b>	<b>ue</b>  <b>glue</b>	<b>y</b>  <b>sunny</b>	<b>aw</b>  <b>saw</b>	<b>au</b>  <b>autumn</b>
<b>ow</b>  <b>window</b>	<b>oe</b>  <b>toe</b>	<b>wh</b>  <b>wheel</b>	<b>c</b>  <b>city</b>	<b>g</b>  <b>gem</b>	<b>ph</b>  <b>dolphin</b>	<b>ea</b>  <b>bread</b>	<b>ie</b>  <b>shield</b>
<b>tch</b>  <b>witch</b>	<b>are</b>  <b>bare</b>	<b>ear</b>  <b>pear</b>	<b>ore</b>  <b>core</b>	<b>ew</b>  <b>screw</b>	<b>ew</b>  <b>stew</b>		

## 2. Practise spelling the focus words.

Look and Say	Look, Say and Write	Cover and Write	Check
sea			
bead			
read			
seat			
meat			
heap			
treat			
least			
were			
there			