

This week, we have been learning about **words that end with adjacent consonants**.



Level 4

Top Tips

When two or more consonants next to each other in a word each make their own sound, we call them 'adjacent consonants', e.g. 'lk' in milk, 'st' in nest and 'mp' in chimp.

Children need practice in hearing, segmenting and blending words containing adjacent consonants so they can learn to read and write them fluently.

(n.b. Digraphs, like the 'ch' in chimp, are not called adjacent consonants in phonics because the 'c' and the 'h' go together to make one sound.)

Reading Tricky Words

We have been learning to read the tricky words **said** and **so**.

Spelling Tricky Words

We have been learning to spell the tricky words **he**, **be**, **we**, **she** and **me**.

he we me be she

Word List

Point to each grapheme and say the sound to support your child to read the words.

milk

nest

chimp

toast

soft

belt

bulb

shelf

film

next

Can you add sound buttons and bars to the rest of the words? Remember that adjacent consonants have separate sound buttons, whereas digraphs have sound bars.



Choose the correct adjacent consonants to spell the words.

lk

mp

st

nd


xt

lb

lt


lf

1.



la_____

5.



mi_____

2.




be_____

6.



wi_____

3.



toa_____

7.



te_____

4.



bu_____

8.



go_____