



# Pupil Workbook

## Level 6 Week 16

Name: \_\_\_\_\_



### 1. Write the common exception words.

Which is the tricky part of the word? Why is that part tricky? Colour the tricky part in a different colour. Write the word two more times.

famous

shoe


\_\_\_\_\_

\_\_\_\_\_

\_\_\_\_\_

\_\_\_\_\_

### 2. Spell the words.



\_\_\_\_\_

\_\_\_\_\_

\_\_\_\_\_

### 3. Answer the questions.

Read these silly questions and answer them by circling 'yes' or 'no'.

**Is a thumb on your foot?**

yes no

**Can you make cake crumbs?**

yes no

**Could a lamb be a plumber?**

yes no

## 1. Read and match.

Read the clues and draw a line to match the clue to the correct picture.

### Clue 1

I spend a lot of time climbing up the hills with my dog to look after the sheep and lambs.

**Who am I?**



### Clue 2

I fix pipes and boilers in people's homes. Sometimes, I have to climb up a ladder to reach pipes that are high up. I take my plumbing tool box everywhere I go.

**Who am I?**



### Clue 3

My thumb pokes out of the cast on my arm and my toes poke out of the cast on my leg. Sometimes, my leg goes a bit numb because I cannot move it very well at the moment.

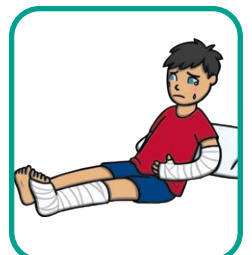
**Who am I?**



### Clue 4

In my job, I use brushes, combs and scissors. I cut and style hair.

**Who am I?**



## 1. Read the story.

Highlight all of the words that contain the /m/ phoneme.

### **m mb**

Everyone in the town knew Pete the plumber. He was the best plumber around and he was happy to help everyone. Wherever he went, he took his metal tool box so that he was ready for any kind of job that might come his way!

One Monday, he had a phone call from the school. The pipes in the roof were leaking and water was dripping into the classroom. The children had to go outside and play on the climbing frame while it was sorted. He took out his ladders and climbed up onto the roof. Pete fixed the leak and climbed back down.

“Hooray!” called the children, cheering and clapping.

On a different day, Pete was called to a house with a blocked sink. The sink was full of dirty water. Pete took the pipe off and cleared it out. It turned out that the pipe was full of breadcrumbs and a comb!

“Thank you,” said the man. “I will put the breadcrumbs in the bin from now on. I don’t know how the comb got there though!”

One weekend, Pete noticed his gutter was leaking so he climbed up his ladder to repair it. He was using a hammer to nail it back up when he noticed a lamb had gotten into his garden. He was so busy looking at the lamb, that he missed the nail and hit his thumb. Ouch!

His thumb was so sore that he went to the hospital. He was given an x-ray to check it wasn’t broken and some cream to numb it so it would stop hurting.

“You normally look after everyone else, it’s time for us to look after you,” said the nurse, smiling.

## 2. Sort the words.

Sort the words from the story into the table.

<b>m</b>	<b>mb</b>

## 1. Write the common exception words.

Which is the tricky part of the word?

**famous**

**shoe**

## 2. Write a word that uses each grapheme.

Use the spelling rules to help you decide how to spell each word. Can you think of a word for each box? Check your spellings with a dictionary.

Use <b>m</b> when...	Use <b>mb</b> when...
<ul style="list-style-type: none"> <li>the sound is at the beginning, middle and end of words. This is the most common spelling.</li> </ul>	<ul style="list-style-type: none"> <li>the sound is at the end of certain words. We need to learn which words use this spelling pattern as it is not very common.</li> </ul>

**1. Write the sentence your teacher says.**

Think carefully about which graphemes to use to spell the words.

---

---

---

---

---

---

---







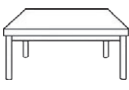







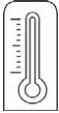





---

How confident do you feel?



## 1. Write your own silly sentence.

Use words containing the **mb** grapheme.

<b>y</b>  <b>fly</b>	<b>dge</b>  <b>bridge</b>	<b>ge</b>  <b>fringe</b>	<b>gn</b>  <b>gnome</b>	<b>kn</b>  <b>knife</b>
<b>wr</b>  <b>wrist</b>	<b>le</b>  <b>table</b>	<b>eer</b>  <b>deer</b>	<b>ture</b>  <b>picture</b>	<b>mb</b>  <b>thumb</b>
<b>al</b>  <b>walk</b>	<b>a</b>  <b>walnut</b>	<b>o</b>  <b>glove</b>	<b>ey</b>  <b>monkey</b>	<b>war</b>  <b>warm</b>
<b>wor</b>  <b>world</b>	<b>s</b>  <b>treasure</b>	<b>wa</b>  <b>watch</b>	<b>qua</b>  <b>squash</b>	<b>tion</b>  <b>station</b>

## 2. Practise spelling the focus words.

Look and Say	Look, Say and Write	Cover and Write	Check
lamb			
limb			
comb			
numb			
climb			
thumb			
crumb			
bomb			
famous			
shoe			