




Pupil Workbook
Level 4 Week 1
CVCC Words

Name: _____

Focus: **CVCC words**

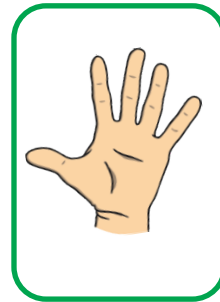
Write the words:

lamp



lamp _____

hand



hand _____

1. Read the tricky words.

Colour the parts of the words you find tricky.

said

so

Level 4 Week 1 Lesson 1

Focus: CVCC words

2. Read and match.


Read these words and draw a line to match them to the correct picture.
Add in sound buttons to help you.

hump

sink

send

tent



3. Read the sentences.

Tick the sentence that matches the picture.

The tusk is on the tent.

The lamp is in the sink.



4. Spell the words.

Look at the picture, say the word and write each sound down.









5. Write the sentences.

Listen to the sentences and write them down.

How confident do you feel?




Level 4 Week 1 Lesson 2

Focus: **CVCC** words

Write the words:

belt



belt

shelf



shelf

1. Read the tricky words.

Colour the parts of the words you find tricky.

said

so

Level 4 Week 1 Lesson 2

Focus: CVCC words

2. Read and match.

Read these words and draw a line to match them to the correct picture. Add in sound buttons to help you.

melt

gulp

shelf

film




3. Read the sentences.

Tick the sentence that matches the picture.

He held the film in his hand.

The shelf held the milk.



4. Spell the words.

Look at the picture, say the word and write each sound down.









5. Write the sentences.

Listen to the sentences and write them down.

How confident do you feel?




Level 4 Week 1 Lesson 3

Focus: CVCC words


Write the words:

gift



gift

text



text

1. Spell the tricky words.

Which is the tricky part of the word? Why is it tricky? Colour the tricky part in a different colour. Then, spell the tricky words on the lines below.

he

she

Level 4 Week 1 Lesson 3

Focus: CVCC words

2. Read and match.

Read these words and draw a line to match them to the correct picture.
Add in sound buttons to help you.

vest

lift

text

bulb



3. Read the sentences.

Tick the sentence that matches the picture.

The next gift is a vest.

She bent the tent and wept.



4. Spell the words.

Look at the picture, say the word and write each sound down.









5. Write the sentences.

Listen to the sentences and write them down.

How confident do you feel?



Focus: **CVCC** words


Write the words:

think



think _____

pond



pond _____

1. Spell the tricky words.

Which is the tricky part of the word? Why is it tricky? Colour the tricky part in a different colour. Then, spell the tricky words on the lines below.

me

we

be

Level 4 Week 1 Lesson 4

Focus: CVCC words

2. Read and match.

Read these words and draw lines to match them to the correct pictures. Add in sound buttons to help you.


tusk




loft



melt



roast

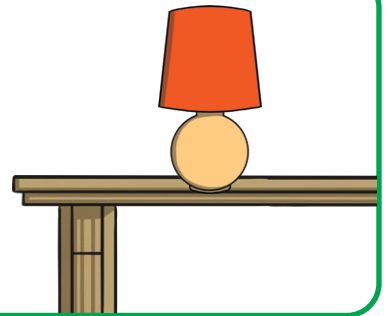


3. Read the sentences.

Tick the sentence that matches the picture.

Go left at the pink sand.

The lamp is a gift that sits on a shelf.




4. Spell the words.

Look at the picture, say the word and write each sound down.









5. Write the sentences.

Listen to the sentences and write them down.

How confident do you feel?



1. Read the sentences.

Sound out and blend the sounds to read the words. Remember, you can add sound buttons to help you.

The lamp has been kept in the loft. It is a pink lamp that is a bit bent. It is a good lamp and Mum can mend it. I think it might look good in the bedroom.

Mum dusts the shelf with my help. Then, she lifts the lamp to put it on. But as the lamp gets to the shelf, Vamp, the cat, jumps up. The lamp is in bits!

Mum sends a text to Dad. Dad thinks he can fix the lamp but he must see it. I think that I will keep it in my room next.

Draw and label a picture to show your favourite part of the story above.

How confident do you feel?



2. Complete the silly sentences.

Choose from the words below.

Put the _____ in the _____.

The _____ is on the _____.

Did you get a _____ or a _____?

Word Bank

lamp, loft, tent, shelf, gift, bulb

How confident do you feel?

