




Pupil Workbook

Level 5 Week 3

Name: _____



ie



ie _____

1. Read the common exception words.

Colour the parts of the words you find tricky.

oh their

2. Write the common exception words.

Which is the tricky part of the word? Why is it tricky? Colour the tricky part in a different colour. Write the word two more times.

some

come

3. Read and match.

Read these words and draw a line to match them to the correct picture. Add in sound buttons to help you.

dried

spied

cried

flies



One of the words does not match a picture. Can you draw a picture to match the word?

How confident do you feel?



1. Read the sentences.

Tick the sentence that matches the picture.

**She fried the eggs and put them in a dish.
It was not a pie.**

**After she spilt her mud pie, she cried and
tried to pick it up.**

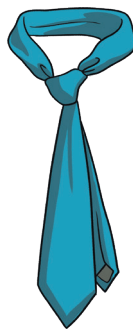
**She fried the plums and did not lie when she
burnt the pan.**




2. Spell the words.

Look at the picture, say the word and write each word down.







3. Spell the common exception words.

Read each common exception word. Cover them and write them three more times underneath.

some

come

How confident do you feel?



1. Read the story.

Highlight all of the words that contain the /igh/ phoneme.

In a far away kingdom, there was a king who liked fried egg pies. He tried his best to get the pies just right but he did not like them. He cried and cried. The queen dried his tears and said, "There, there. Have a lie down."

"I need a cook to mix my pies!" cried the king with a sigh.

One bright day, the queen spied a cook going past. "Come here!" she said. "Can you mix fried egg pies?"

"Yes," said the cook.

To the queen's delight, the cook was good at mixing fried egg pies. The king was glad, too!

2. Sort the words.

igh	ie

How confident do you feel?



1. Read the silly questions.

Answer by putting a circle around 'yes' or 'no'.

Can you put a car in a pie? yes no

Do you like fried eggs? yes no

Is a tie smart? yes no

Is it good to tell a lie? yes no

2. Write the focus words.

have

like

some

come

How confident do you feel?



1. Write the sentence your teacher says.

























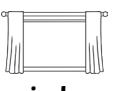













Think carefully about which graphemes to use to spell the words.

How confident do you feel?



1. Write your own silly sentence.

Use words containing the **ie** grapheme.

ay  pray	oy  boy	ie  tie	ea  leaf	a_e  cake	i_e  slide	o_e  bone	u_e  cube
u_e  flute	e_e  trapeze	ou  mouth	a  acorn	e  equal	i  lion	o  hotel	u  unicorn
ch  chef	ch  Christmas	ir  girl	ue  statue	ue  glue	y  sunny	aw  saw	au  autumn
ow  window	oe  toe	wh  wheel	c  city	g  gem	ph  dolphin	ea  bread	ie  shield
tch  witch	are  bare	ear  pear	ore  core	ew  screw	ew  stew		

2. Practise spelling the focus words.

Look and Say	Look, Say and Write	Cover and Write	Check
pie			
lie			
tie			
die			
cried			
tried			
spied			
fried			
some			
come			