



# Pupil Workbook

## Level 6 Week 7

Name: \_\_\_\_\_




## 1. Write the common exception words.

Which is the tricky part of the word? Why is that part tricky? Colour the tricky part in a different colour. Write the word two more times.

four

eight

## 2. Spell the words.



## 3. Answer the questions.

Read these silly questions and answer them by circling 'yes' or 'no'.

**Can you wrap up a house?**

yes no

**Is a wren bigger than an ant?**

yes no

**Could you write with a balloon?**

yes no

**1. Read and match.**

Read the clues and draw a line to match the clue to the correct picture.

**Clue 1**

I went the wrong way and crashed the ship. It is now a wreck on the beach. My shipmates put handcuffs on my wrists.

**Who am I?**

**Clue 2**

I live in the bushes and trees with robins and wrens. I eat wriggly bugs and slugs. I don't have wrists.

**What am I?**

**Clue 3**

I write lists of names and wrap lots of presents in wrapping paper. I like to make Christmas wreaths too.

**Who am I?**

**Clue 4**

I put out signs when a road is closed so the cars don't go the wrong way or crash and wreck their car.

**Who am I?**



## 1. Read the story.

Highlight all of the words that contain the /r/ phoneme.

**r      wr**

Roly was a caterpillar, but he wasn't an ordinary caterpillar. He was a very wriggly caterpillar! His mum would try to wrap him up in a red scarf when it was cold but Roly would twist and turn until it came off. One day, she wrapped him up and sent him off to school so that he could begin to read and write.

"Go the right way, Roly," she said. "The wrong way is risky."

But Roly did not do as he was told. After a while, a wren spotted him!

"That caterpillar looks red and tasty!" said the wren, as it swooped down to eat him. The wren picked up Roly in his beak but Roly wriggled so much that he rolled out of his scarf and could get away. From that day on, Roly never wriggled again when his mum was wrapping him up in his scarf. He knew it had saved him!

## 2. Sort the words.

Sort the words from the story into the table.

<b>r</b>	<b>wr</b>

## 1. Write the common exception words.

Which is the tricky part of the word?

**four**

**eight**

## 2. Write a word that uses each grapheme.

Use the spelling rules to help you decide how to spell each word. Fill the table below. Can you think of a word for each box? Check your spellings with a dictionary.

Use r when...	Use wr when...
<ul style="list-style-type: none"> <li>it is at the beginning, middle or end of a word. This is the most common spelling and most likely to be used.</li> </ul>	<ul style="list-style-type: none"> <li>it is at the beginning of certain words. We need to learn which words use this spelling pattern as it is not very common.</li> </ul>

**1. Write the sentence your teacher says.**

Think carefully about which graphemes to use to spell the words.

---

---

---

---

---

---

---

---

How confident do you feel?



## Level 6 Week 7 Additional Activities

Focus: **wr** saying /r/







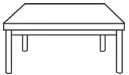







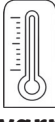





### The /r/ Sound Family

**r**

**wr**

#### 1. Write your own silly sentence.

Use words containing the **wr** grapheme.

<b>y</b>  <b>fly</b>	<b>dge</b>  <b>bridge</b>	<b>ge</b>  <b>fringe</b>	<b>gn</b>  <b>gnome</b>	<b>kn</b>  <b>knife</b>
<b>wr</b>  <b>wrist</b>	<b>le</b>  <b>table</b>	<b>eer</b>  <b>deer</b>	<b>ture</b>  <b>picture</b>	<b>mb</b>  <b>thumb</b>
<b>al</b>  <b>walk</b>	<b>a</b>  <b>walnut</b>	<b>o</b>  <b>glove</b>	<b>ey</b>  <b>monkey</b>	<b>war</b>  <b>warm</b>
<b>wor</b>  <b>world</b>	<b>s</b>  <b>treasure</b>	<b>wa</b>  <b>watch</b>	<b>qua</b>  <b>squash</b>	<b>tion</b>  <b>station</b>

## 2. Practise spelling the focus words.

Look and Say	Look, Say and Write	Cover and Write	Check
wrong			
wren			
wrist			
wrap			
write			
wrote			
wring			
wreck			
four			
eight			