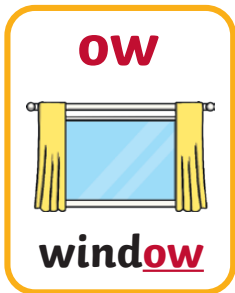




# Pupil Workbook

## Level 5 Week 16

Name: \_\_\_\_\_



**ow**



**ow** \_\_\_\_\_

**1. Read the common exception words.**

Colour the parts of the words you find tricky.

once

please

**2. Write the common exception words.**

Which is the tricky part of the word? Why is it tricky? Colour the tricky part in a different colour. Write the word two more times.

thought

\_\_\_\_\_  
\_\_\_\_\_

through

\_\_\_\_\_  
\_\_\_\_\_

### 3. Read and match.

Read these words and draw a line to match them to the correct picture. Add in sound buttons to help you.

**arrow**

**crow**

**bow**

**snowman**



One of the words does not match a picture. Can you draw a picture to match the word?

How confident do you feel?



## 1. Read the sentences.

Tick the sentence that matches the picture.

**The sparrows follow the children as they run.**

**The shadows follow the children as they run.**

**There is a shadow of a sparrow in the snow.**



## 2. Spell the words.

Look at the picture, say the word and write each word down.



\_\_\_\_\_



\_\_\_\_\_



\_\_\_\_\_

Focus: **ow** saying /oa/

### 3. Write the focus words.

low

slow

window

own

### 4. Read and match.

Read the clues and draw a line to match the clue to the correct picture.

#### Clue 1

I am a good shot with a bow and arrow. A band of men follow me.

Who am I?

#### Clue 2

I have my own barrow and mower. I am good at growing plants.

Who am I?




How confident do you feel?





oe



oe

### 1. Read and match.


Read these words and draw a line to match them to the correct picture. Add in sound buttons to help you.

**Joe**

**oboe**

**potatoes**

**hoe**




### 2. Read the sentences.

Tick the sentence that matches the picture.

**The doe stands on tiptoes to eat potatoes.**

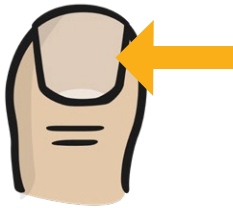
**The girl tiptoes to some potatoes.**

**The girl goes near the doe on her tiptoes.**




### 3. Spell the words.


Look at the picture, say the word and write each word down.



\_\_\_\_\_



\_\_\_\_\_



\_\_\_\_\_

How confident do you feel?



## 1. Read the story.

Highlight all of the words that contain the /oa/ phoneme.

**It is October so Kit and Sam are helping to tidy the garden as it starts getting cold. Twigs have blown all over the lawn. Dad gets out their old barrow but there is a hole in the bottom. He goes down the road to ask Joe if he can borrow his.**

**Once they have put the twigs in neat rows, they load them into Joe's barrow. Kit stubs his toe on a big stone that was hidden below the twigs. Sam spots a mole hole and a toad. It gets cold and starts to rain so the twins go into the house to find their coats. "That looks like hard work!" says Mum. "How about some hot toast and cocoa?"**

**"Yes, please!" say the twins.**

## 2. Sort the words.

oa	ow	oe

How confident do you feel?





# 1. Write the sentence your teacher says.

Think carefully about which graphemes to use to spell the words.

---



---



---



---



---



---



---



---

How confident do you feel?



# Level 5 Week 16 Additional Activities

Focus: **ow** and **oe** saying /oa/

## The /oa/ Sound Family

**oa**

**o\_e**

**o**

**ow**

**oe**

## 1. Write your own silly sentence.

Use words containing the **ow** and **oe** graphemes.

---

























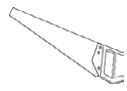

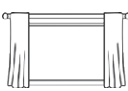













---



---



---

<b>ay</b>  <b>pray</b>	<b>oy</b>  <b>boy</b>	<b>ie</b>  <b>tie</b>	<b>ea</b>  <b>leaf</b>	<b>a_e</b>  <b>cake</b>	<b>i_e</b>  <b>slide</b>	<b>o_e</b>  <b>bone</b>	<b>u_e</b>  <b>cube</b>
<b>u_e</b>  <b>flute</b>	<b>e_e</b>  <b>trapeze</b>	<b>ou</b>  <b>mouth</b>	<b>a</b>  <b>acorn</b>	<b>e</b>  <b>equal</b>	<b>i</b>  <b>lion</b>	<b>o</b>  <b>hotel</b>	<b>u</b>  <b>unicorn</b>
<b>ch</b>  <b>chef</b>	<b>ch</b>  <b>Christmas</b>	<b>ir</b>  <b>girl</b>	<b>ue</b>  <b>statue</b>	<b>ue</b>  <b>glue</b>	<b>y</b>  <b>sunny</b>	<b>aw</b>  <b>saw</b>	<b>au</b>  <b>autumn</b>
<b>ow</b>  <b>window</b>	<b>oe</b>  <b>toe</b>	<b>wh</b>  <b>wheel</b>	<b>c</b>  <b>city</b>	<b>g</b>  <b>gem</b>	<b>ph</b>  <b>dolphin</b>	<b>ea</b>  <b>bread</b>	<b>ie</b>  <b>shield</b>
<b>tch</b>  <b>witch</b>	<b>are</b>  <b>bare</b>	<b>ear</b>  <b>pear</b>	<b>ore</b>  <b>core</b>	<b>ew</b>  <b>screw</b>	<b>ew</b>  <b>stew</b>		

## Level 5 Week 16 Additional Activities

Focus: **ow** and **oe** saying /oa/

### The /oa/ Sound Family

oa	o_e	o	ow	oe
----	-----	---	----	----

## 2. Practise spelling the focus words.

Look and Say	Look, Say and Write	Cover and Write	Check
low			
slow			
window			
own			
toe			
hoe			
doe			
goes			
thought			
through			