



Pupil Workbook

Level 6 Week 14

Name: _____



1. Write the common exception words.

Which is the tricky part of the word? Why is that part tricky? Colour the tricky part in a different colour. Write the word two more times.

delicious fruit

2. Spell the words.







3. Answer the questions.

Read these silly questions and answer them by circling 'yes' or 'no'.


Can a sculpture be made from socks? yes no

Could you have an adventure in a picture? yes no

Can you capture a T. rex? yes no

Level 6 Week 14 Lesson 2

Focus: **ture** saying /cher/



1. Read and match.

Read the clues and draw a line to match the clue to the correct picture.

Clue 1

I enjoy making sculptures and painting pictures.
I like to sculpt different creatures out of clay and paint people's portraits.

Who am I?



Clue 2

I like to have adventures on my bike. Sometimes,
I get a puncture in the wheel.

Who am I?



Clue 3

I look after people who have been hurt. I use an
x-ray machine to capture a picture of your bones.
If you have fractured a bone, I help by putting a
plaster cast on.

Who am I?




Clue 4

My job is to look after creatures and nature.
I capture insects and creatures carefully,
photograph them and let them go.

Who am I?





1. Read the story.

Highlight all of the words that contain the ture grapheme.

ture

Deep in the jungle, a creature ran through the trees. Jack tried to chase after it but it was too quick.

“Oh no!” he cried. “How will I capture a photo of it now?” Jack was a biologist and he loved nature and adventures. His job was to take photos of creatures. He was very dedicated and had once fractured his arm falling out of a tree. He had been trying to take a photo of a vulture so he could send the picture to the local newspaper.


Suddenly, he heard a noise. It was the creature he had been trying to find! This time, it stayed very still and Jack was able to capture lots of photographs of it. Once he had taken plenty of pictures, Jack headed back to camp on his bike but something didn’t feel right.

“Oh no! There is a puncture in the wheel!” he exclaimed. “Oh well, at least I can take some more pictures while I walk back,” he chuckled to himself.

2. Write the words in a sentence.

Choose two words you have found and write them in a new sentence.

Word	Sentence



1. Write the common exception words.

Which is the tricky part of the word?

delicious

fruit

2. Write the decodable words.

Add the **ture** grapheme to complete each word.

sculp_____ **adven**_____ **na**_____

pic_____ **crea**_____s

3. Write the words in sentences.


Choose a word from above to complete each sentence.

I painted a _____ for my friend.

Sam likes to have an _____ and explore new places.

We looked at a _____ in the art gallery.

My school has a _____ garden which is a habitat for wildlife and other _____.



1. Write the sentence your teacher says.

Think carefully about which graphemes to use to spell the words.

How confident do you feel?



Level 6 Week 14 Additional Activities

Focus: **ture** saying /cher/



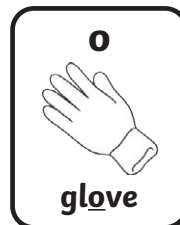
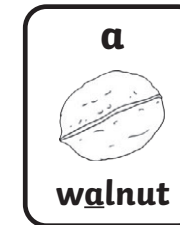





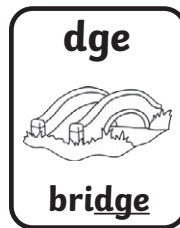

ture



picture


1. Write your own silly sentence.

Use words containing the **ture** grapheme.



Level 6 Week 14 Additional Activities

Focus: **ture** saying /cher/



2. Practise spelling the focus words.

Look and Say	Look, Say and Write	Cover and Write	Check
future			
picture			
sculpture			
nature			
vulture			
adventure			
creature			
capture			
delicious			
fruit			