



Pupil Workbook
Level 4 Week 3
Adjacent Consonants

Name: _____


Write the words:

smell



smell _____

milk



milk _____

1. Read the tricky words.

Colour the parts of the words you find tricky.

were there little one

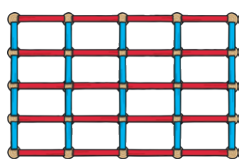
Level 4 Week 3 Lesson 1

Focus: adjacent consonants

2. Read and match.

Read these words and draw lines to match them to the correct pictures. Add in sound buttons to help you.


toast



smell



grid



film



3. Read the sentences.

Tick the sentence that matches the picture.

The blob of paint is pink.

Help the crab to the rock.



4. Spell the words.

Look at the picture, say the word and write each sound down.









5. Write the sentences.

Listen to the sentences and write them down.

How confident do you feel?

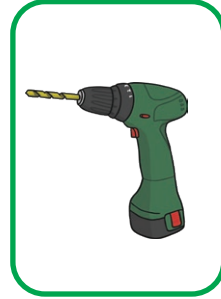


Level 4 Week 3 Lesson 2

Focus: **adjacent consonants**

Write the words:

drill



drill _____

melt



melt _____

1. Read the tricky words.

Colour the parts of the words you find tricky.

were there little one

Level 4 Week 3 Lesson 2

Focus: **adjacent consonants**

2. Read and match.

Read these words and draw lines to match them to the correct pictures. Add in sound buttons to help you.

ask



drill



hump



pram



3. Read the sentences.

Tick the sentence that matches the picture.

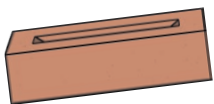
The pram is stuck in the sand.

Ask Gran to drill the shelf.



4. Spell the words.

Look at the picture, say the word and write each sound down.









5. Write the sentences.

Listen to the sentences and write them down.

How confident do you feel?



Level 4 Week 3 Lesson 3

Focus: **adjacent consonants**


Write the words:

sink



sink _____

crown



crown _____

1. Spell the tricky words.

Which is the tricky part of the word? Why is it tricky? Colour the tricky part in a different colour. Then, spell the tricky words on the lines below.

they

are

all

Level 4 Week 3 Lesson 3

Focus: **adjacent consonants**

2. Read and match.

Read these words and draw lines to match them to the correct pictures. Add in sound buttons to help you.

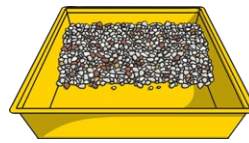
sleep



vest



dress



grit



3. Read the sentences.

Tick the sentence that matches the picture.

Hang up the best dress.

There is a little grit on the bank.



4. Spell the words.

Look at the picture, say the word and write each sound down.









5. Write the sentences.

Listen to the sentences and write them down.

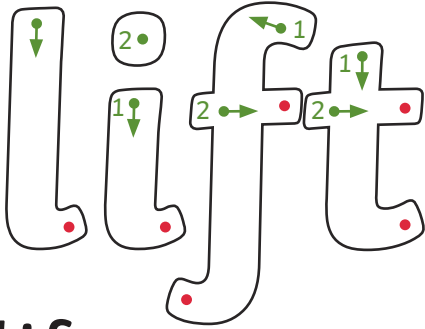
How confident do you feel?




Level 4 Week 3 Lesson 4

Focus: **adjacent consonants**


Write the words:



lift



groom



1. Spell the tricky words.

Which is the tricky part of the word? Why is it tricky? Colour the tricky part in a different colour. Then, spell the tricky words on the lines below.

they

are

all

Level 4 Week 3 Lesson 4

Focus: **adjacent consonants**

2. Read and match.

Read these words and draw lines to match them to the correct pictures. Add in sound buttons to help you.

grill



belt



scarf



desk




3. Read the sentences.

Tick the sentence that matches the picture.

Grill the toast and add plum jam.

Help to groom dogs with long hair.



4. Spell the words.

Look at the picture, say the word and write each sound down.









5. Write the sentences.

Listen to the sentences and write them down.

How confident do you feel?



Focus: **adjacent consonants**

1. Read the sentences.

Sound out and blend the sounds to read the words. Remember, you can add sound buttons to help you.

Clem cooks food for Stan. She gets fresh, green mint from the pot in her yard. Next, she gets the fish and chops it into little chunks. She puts oil into the pan and cooks the fish with the mint. Then, Clem adds corn and lets it cook.

Clem puts on the grill and toasts seeds. With a spoon, she puts the seeds into the pan with the mint, the corn and the fish. It looks and smells yum!

Clem gets a dish for her and a dish for Stan. They munch lunch and then they are so full that they go to sleep.

Draw and label a picture to show your favourite part of the story above.

How confident do you feel?



2. Complete the silly sentences.

Choose from the words below.

Was the _____ on the _____ ?

Have you seen my _____ ?

She will have a _____ or a _____ .

Word Bank

stick, dress, crown, milk, sweet, brown

How confident do you feel?

