



Pupil Workbook
Level 3 Week 4

ai ee igh oa

Name: _____




ai



Draw a spiral snail's shell.

1. Form the digraph.



ai

ai _____

ai _____

ai _____

ai _____

2. Read the tricky word.

Colour the tricky part of the word.

was


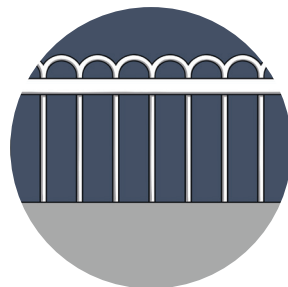
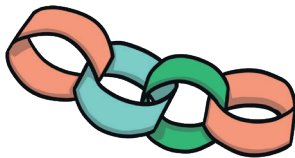
3. Read and match.

Read these words and draw lines to match them to the correct pictures.
Add in sound buttons to help you.

sail

chain

railing



Focus: ai

4. Read the sentences.

Tick the sentence that matches the picture.

He is waiting in the rain.


Kit put a nail in the sail.

Kit is in jail.



5. Spell the words.

Look at the picture, say the word and write each sound down.



6. Write the sentence.


Listen to the sentence and write it down.

How confident do you feel?



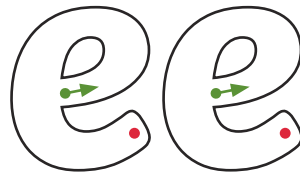


Make mouse whiskers.



ee

1. Form the digraph.



ee _____

ee _____

ee _____

ee _____

2. Read the tricky word.

Colour the tricky part of the word.

was

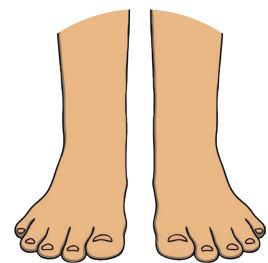

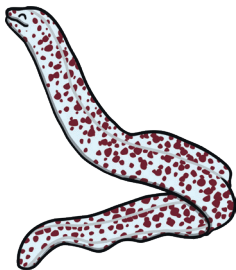
3. Read and match.

Read these words and draw lines to match them to the correct pictures. Add in sound buttons to help you.

eel

feet

toffee



Focus: **ee**

4. Read the sentences.

Tick the sentence that matches the picture.

Dad will meet with Lee.

Dad is peeling a leek.

Dad is keen to sip his coffee.

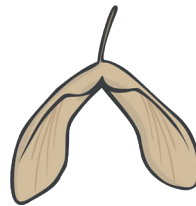


5. Spell the words.

Look at the picture, say the word and write each sound down.









6. Write the sentence.

Listen to the sentence and write it down.

How confident do you feel?






igh

Hold one arm across your body as if holding a shield and pat it with your other hand.

1. Form the trigraph.



igh _____

igh _____

igh _____

igh _____

Focus: igh

2. Spell the tricky words.

Which is the tricky part of the word? Why is it tricky? Colour the tricky part in a different colour. Cover the words and write each one twice.

no

go

I


3. Read and match.

Read these words and draw lines to match them to the correct pictures. Add in sound buttons to help you.

right

sunlight

high



Focus: igh

4. Read the sentences.

Tick the sentence that matches the picture.

- Mum hugs Kit tight at night.
- Mum hugs Kit tight in the sunlight.
- Mum is with a night light.



5. Spell the words.

Look at the picture, say the word and write each sound down.




6. Write the sentence.


Listen to the sentence and write it down.

How confident do you feel?






Pretend to row
your boat.



oa

1. Form the digraph.



oa

oa

oa

oa

oa

2. Spell the tricky words.

Which is the tricky part of the word? Why is it tricky? Colour the tricky part in a different colour. Cover the words and write each one twice.

no

go

I



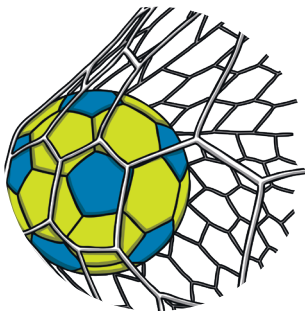
3. Read and match.

Read these words and draw lines to match them to the correct pictures. Add in sound buttons to help you.

o a k

g o a l

t o a d



Focus: oa

4. Read the sentences.

Tick the sentence that matches the picture.

A load of kids got on the tugboat.

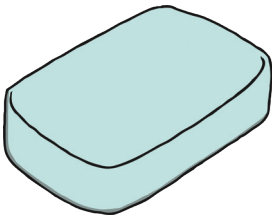
A foal is on the coach.

A load of kids got on the coach.





5. Spell the words.

Look at the picture, say the word and write each sound down.









6. Write the sentence.

Listen to the sentence and write it down.

How confident do you feel?




ai ee igh oa

1. Form the digraphs/trigraph.




ai



ee



igh





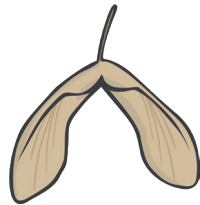
oa

Focus: ai ee igh oa

2. Read and match.

Draw lines to match the words to the correct pictures. Add in sound buttons to help you.

tights jail seed boat




3. Read the sentences.


Sound out and blend the sounds to read the words. Remember, you can add sound buttons to help you.

Kit sees a toad in a moat. Kit puts the toad deep in the feet of Sam's tights. Sam has a peek at the feet. She can feel the toad. Mum sighs at the sight of the toad. Kit has been a pain but Kit and Sam will not fight. Sam is keen on the toad. She will put him back in the moat.

5. Spell the words.

Look at the picture, say the word and write each sound down.









6. Write the sentences.

Listen to the sentences and write them down.

How confident do you feel?

