



Pupil Workbook

Level 3 Week 10

Recap Level 3 Trigraphs and Consonant Digraphs

Name: _____

air ear igh ure

1. Form the letters and write the words.


fair _____



hear _____



right _____



cure _____



Focus: air, ear, igh, ure

2. Read the tricky words.

Colour the parts of the words you find tricky.

was my




3. Read the sentences.

Read these silly questions and answer them by circling 'yes' or 'no'.




- | | | |
|-------------------------------|-----|----|
| Can hair sit on a chair? | yes | no |
| Can you fear a year? | yes | no |
| Can you see a light at night? | yes | no |
| Is manure pure? | yes | no |

4. Spell the words.

Look at the pictures and use the letters below to spell the words. The letters remaining will make a secret word.

Picture	Spell the words	Write the words
	— — — —	
	— — — — — —	
	— — — — — —	
	— — — —	

air or p ch p air t h air t u c air

Picture	Spell the words	Write the words
	— —	
	— —	
	— — —	
	— —	

ear b ear f t d ear g ear

5. Write the sentence.

Listen to the sentence and write it down.

How confident do you feel?



air ear igh ure

1. Form the letters and write the words.




pair _____



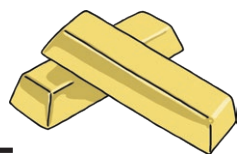
tear _____



sight _____



pure _____



Focus: **air, ear, igh, ure**

2. Find the tricky words.

Circle every **my** and **was** that you can see.

ch igh was my th ure was sh
ear air my air was my ng igh

3. Sentence substitution.

Read the sentences. Use the words given to change the last word and make a new sentence. Write it on the line below.

Mum got a haircut. cure manicure beard




Dad sat in the chair. manure light lair

The fair is near the lair. right lightning rear

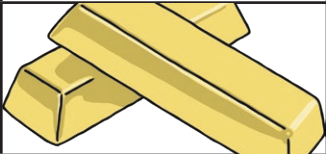
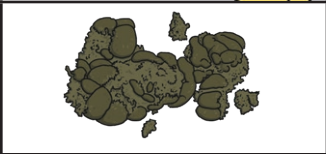

Focus: air, ear, igh, ure

4. Spell the words.

Look at the pictures and use the letters below to spell the words. The letters remaining will make a secret word.

Picture	Spell the words	Write the words
	— — — — —	
	— — — — —	
	— — — — —	
	— — — — —	

igh t igh n l igh t r t igh f t

Picture	Spell the words	Write the words
	— — — — —	
	— — — — —	
	— — — — —	
	— — — — —	

ure p m n ure a ure c c e ure s

Focus: air, ear, igh, ure

5. Write the sentence.

Listen to the sentence and write it down.

How confident do you feel?



ch sh th ng

1. Form the letters and write the words.



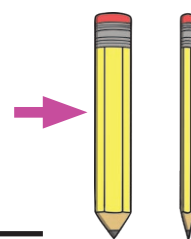
chat _____



rash _____



thick _____



bang _____



Focus: **ch, sh, th** (voiced and unvoiced), **ng**

2. Read the tricky words.

Colour the parts of the word you find tricky.

was

my




3. Read the sentences.

Read these silly questions and answer them by circling 'yes' or 'no'.

- | | | |
|-----------------------------------|-----|----|
| Can I shock a chicken? | yes | no |
| Can a moth go in the bath? | yes | no |
| Can you chill on a dish? | yes | no |
| Can you wish with a shell? | yes | no |




4. Spell the words.

Look at the pictures and use the letters below to spell the words. The letters remaining will make a secret word.

Picture	Spell the words	Write the words
	_____	
	_____	
	_____	

ch ss i p ch i ck i ch e n ch

Focus: **ch, sh, th** (voiced and unvoiced), **ng**

Picture	Spell the words	Write the words
	_____	
	_____	
	_____	

p sh sh d o i i e sh d f sh

5. Write the sentence.

Listen to the sentence and write it down.


How confident do you feel?



ch sh th ng

1. Form the letters and write the words.

 chicken _____

 shell _____

 bath _____

 sing _____

Focus: **ch**, **sh**, **th** (voiced and unvoiced), **ng**

2. Find the tricky words.

Circle every **my** and **was** that you can see.

ch igh was my th ure was sh
ear air my air was my ng igh

3. Sentence substitution.

Read the sentences. Use the words given to change the last word and make a new sentence. Write it on the line below.

Mum is in the shop.

shed

bath

ship

The path is long.

shut

thick

thin

The King has a ring.

chicken




bath

fish




Focus: **ch, sh, th** (voiced and unvoiced), **ng**

4. Spell the words.

Look at the pictures and use the letters below to spell the words. The letters remaining will make a secret word.

Picture	Spell the words	Write the words
	___ _ _	
	___ _ _	
	___ _ _	
	___ _ _	

o th p a th ck m th i th a b

Picture	Spell the words	Write the words
	___ _ _	
	___ _ _	
	___ _ _	
	___ _ _	

i ng w i ng r u ng l i k ng

Focus: **ch**, **sh**, **th** (voiced and unvoiced), **ng**

5. Write the sentence.

Listen to the sentence and write it down.

How confident do you feel?



Focus: recap Level 3 trigraphs and consonant digraphs

1. Read the sentences.

Sound out and blend the sounds to read the words. Remember, you can add sound buttons to help you. Circle the tricky words **my** and **was** each time you spot them.

The King was rich. He had a big chair with a figure of his queen on it. The King had a beard and was mature. "Get me my cash," he did yell. The cash was in his secure lair. The lair was dark with no sunlight. "Is my ring in the lair, too?" It was hard to see! Yes! The ring was in his secure lair with the cash.

2. Complete the silly sentences.

Choose from the words below.

A _____ and a _____ had a _____.

I can _____ the _____ at _____.

Word Bank

chicken, bath, hear, fair, fish, night

How confident do you feel?

