



Pupil Workbook



Level 3 Week 11

Recap j, v, w, x and
Vowel Digraphs

Name: _____

j v w x


1. Form the letters and write the words.



jacket _____



velvet _____



cobweb _____



vixen _____



Focus: j, v, w, x

2. Read the tricky words.

Colour the parts of the words you find tricky.

we they




3. Read the sentences.

Read these silly questions and answer them by circling 'yes' or 'no'.




- | | | |
|------------------------------|-----|----|
| Will a cobweb fit in a taxi? | yes | no |
| Can you jog in jam? | yes | no |
| Can you get a job on a jet? | yes | no |
| Can a vet fix a box? | yes | no |

4. Spell the words.

Look at the pictures and use the letters below to spell the words. The letters remaining will make a secret word.

Picture	Spell the words	Write the words
	___ _ _	
	___ _ _ _ _	
	___ _ _	
	___ _ _	

j m g o ck t j a u a j g j e

Picture	Spell the words	Write the words
	— — —	
	— — —	
	— — — — —	
	— — —	

t i v a v a e t v n n i v s i sh

5. Write the sentence.


Listen to the sentence and write it down.

How confident do you feel?



j v w x

1. Form the letters and write the words.




jam _____

vet _____

well _____

taxi _____



Focus: j, v, w, x

2. Find the tricky words.

Circle every **we** and **they** that you can see.

v j we x they w x we w
v j w they x we they v

3. Sentence substitution.

Read the sentences. Use the words given to change the last word and make a new sentence. Write it on the line below.

Jack the dog had to visit the vet. well jet box




Mum had to fix the jacket. van jug box

The fox was in a box. taxi wig cobweb




Focus: j, v, w, x

4. Spell the words.

Look at the pictures and use the letters below to spell the words.
The letters remaining will make a secret word.

Picture	Spell the words	Write the words
	— — —	
	— — —	
	— — — — —	
	— — —	

g w e c t w e o b b w g w i a

Picture	Spell the words	Write the words
	— — —	
	— — — — —	
	— — — — —	
	— — —	

f x i o x t i o b s x a x

Focus: j, v, w, x

5. Write the sentence.

Listen to the sentence and write it down.


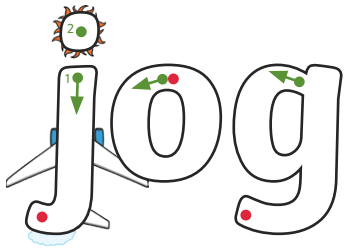
How confident do you feel?



Focus: j, v, w, x

j v w x

1. Form the letters and write the words.



jog _____



visit _____



wag _____



wax _____



Focus: **j, v, w, x**

2. Read the tricky words.

Colour the parts of the words you find tricky.

we **they**




3. Read the sentences.

Read these silly questions and answer them by circling 'yes' or 'no'.

- | | | |
|--|-----|----|
| Can a sock jog? | yes | no |
| Can you visit the sun in a box? | yes | no |
| Can an egg wag? | yes | no |
| Can I cook with wax? | yes | no |




4. Spell the words.

Look at the pictures and use the letters below to spell the words.
The letters remaining will make a secret word.

Picture	Spell the words	Write the words
	___ _ _ _ _	
	___ _ _	
	___ _ _	
	___ _ _	

ck, a, n, i, j, w, x, i, j, f, a, t, e, m

Focus: j, v, w, x

Picture	Spell the words	Write the words
	— — —	
	— — — — —	
	— — —	
	— — —	

e, x, o, f, ll, w, j, t, g, w, e, i

5. Write the sentence.

Listen to the sentence and write it down.



How confident do you feel?



Focus: Vowel Digraphs

ai ee oa oo oi

1. Form the letters and write the words.



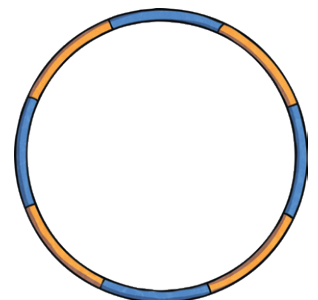


sail _____

heel _____

goat _____

hoop _____

poison _____



Focus: **Vowel Digraphs**

2. Find the tricky words.

Circle every **we** and **they** that you can see.

ai ee we they we oa oo we
oi ai they ai oi ee we they ee

3. Sentence substitution.

Read the sentences. Use the words given to change the last word and make a new sentence. Write it on the line below.

A toad is on the road.

well jet box

The soap is in the bedroom.

van jug box




Dad has a coin.

taxi wig cobweb




Focus: **Vowel Digraphs**

4. Spell the words.

Look at the pictures and use the letters below to spell the words.
The letters remaining will make a secret word.




Picture	Spell the words	Write the words
	— — —	
	— — —	
	— — —	
	— — —	

c l oa r d t oa t oa oa d g

Picture	Spell the words	Write the words
	— — —	
	— — —	
	— — —	
	— — —	

k b oo l oo t n m oo k c oo

Focus: **Vowel Digraphs**

Picture	Spell the words	Write the words
	___ _ _	
	___ _ _ _ _	
	___ _ _	
	___ _ _	

n oi c t e t oi l l oi s b l oi

5. Write the sentence.

Listen to the sentence and write it down.

How confident do you feel?



Focus: Recap j, v, w, x and Vowel Digraphs

1. Read the sentences.

Sound out and blend the sounds to read the words. Remember, you can add sound buttons to help you. Circle the tricky words **we** and **they** each time you spot them.

Kit and Sam are on a coach with Mum. They are off to see Dad sail. They can hear rain on the roof of the coach. "We will meet Dad soon," Mum tells Kit and Sam. Then, they see a sad fox on the road. They need to wait and wait for a vet. "We cannot wait. We need to jog to see Dad," Mum yells. Kit and Sam put on a jacket and join Mum to jog. They get to Dad and see him sail on a boat. Dad is cool!

2. Complete the silly sentences.

Choose from the words below.

The _____ and the _____ dig in the _____.

I can _____ the wet _____ and _____.

Word Bank

hail, goat, rain, see, fox, soil