



Pupil Workbook
Level 3 Week 6

ur ow oi ear

Name: _____

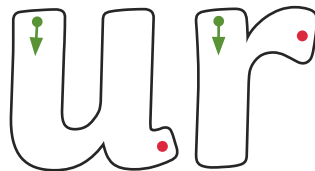


Pretend to
open a purse.



ur

1. Form the digraph.



ur _____

ur _____

ur _____

ur _____

2. Read the tricky word.

Colour the parts of the word you find tricky.

you

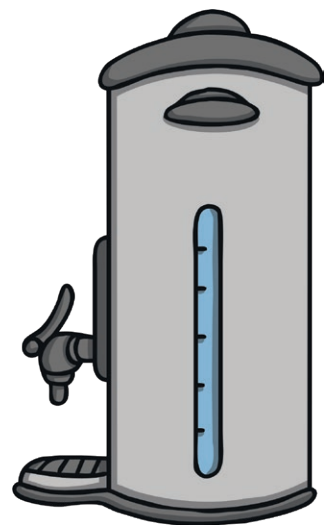

3. Read and match.

Read these words and draw lines to match them to the correct pictures. Add in sound buttons to help you.

turn

urn

surfing



4. Read the sentences.

Tick the sentence that matches the picture.

He is curling a turnip.


It will hurt if you get sunburn.

He is burping in the church.




5. Spell the words.

Look at the picture, say the word and write each sound down.









6. Write the sentence.

Listen to the sentence and write it down.

How confident do you feel?





ow

Pretend to squeeze the squirty flower on your coat.

1. Form the digraph.



ow

ow

ow

ow

2. Read the tricky word.

Colour the parts of the word you find tricky.

you

3. Read and match.

Read these words and draw lines to match them to the correct pictures. Add in sound buttons to help you.



b o w d o w n h o w l i n g

4. Read the sentences.

Tick the sentence that matches the picture.

Kit and Sam had a row in town.


Kit had a row with Sam in the car.

Kit and Sam had a row in the cowshed.



5. Spell the words.

Look at the picture, say the word and write each sound down.



6. Write the sentence.

Listen to the sentence and write it down.

How confident do you feel?



Focus: oi



oi



Flick your thumb as if tossing a coin.

1. Form the digraph.



oi _____

oi _____

oi _____

oi _____

2. Read the tricky word.


Colour the parts of the word you find tricky.

you

3. Read and match.


Read these words and draw lines to match them to the correct pictures. Add in sound buttons to help you.

oil



coil

toilet



4. Read the sentences.


Tick the sentence that matches the picture.

- Put a coin in the soil.
- Put foil on the pork loin.
- Put foil on the tart.



5. Spell the words.

Look at the picture, say the word and write each sound down.









6. Write the sentence.

Listen to the sentence and write it down.

How confident do you feel?



Focus: ear



ear

Cup your hand around your ear.

1. Form the trigraph.



ear _____

ear _____

ear _____

ear _____

2. Read the tricky word.

Colour the parts of the word you find tricky.

you

3. Read and match.

Read these words and draw lines to match them to the correct pictures. Add in sound buttons to help you.

fear

year

earwig



4. Read the sentences.

Tick the sentence that matches the picture.

Dad had earwax appear in his ear.

This year, Dad has a short beard.

Dad hears a bang near the barn.



5. Spell the words.

Look at the picture, say the word and write each sound down.



6. Write the sentence.

Listen to the sentence and write it down.

How confident do you feel?



ur ow oi ear

1. Form the digraphs/trigraph.

ur

ur

ow

ow

oi

oi

ear

ear

Focus: **ur ow oi ear**


2. Read and match.

Read these words and draw lines to match them to the correct pictures. Add in sound buttons to help you.

t o w n

o w l

t u r n i p



t i n f o i l

c o i n

b e a r d

3. Read the sentences.

Sound out and blend the sounds to read the words. Remember, you can add sound buttons to help you.

Dad needs to go to the town. A cow appears in the road. Dad is turning right to avoid the cow. Now, oil is on the road. Dad is turning down Church Road to avoid the oil. Now, an owl is near the car. Dad howls at the owl and then gets to town.

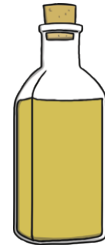
4. Spell the words.

Look at the picture, say the word and write each sound down.









5. Write the sentences.

Listen to the sentences and write them down.

How confident do you feel?

