



Pupil Workbook  
Level 3 Week 12  
Recap Weeks 6-10

Name: \_\_\_\_\_

# oo ar

## 1. Form the letters and write the words.

boot

boot \_\_\_\_\_




hook

hook \_\_\_\_\_



shark

shark \_\_\_\_\_



jar

jar \_\_\_\_\_



Focus: oo (long) oo (short) ar

## 2. Alphabet match.


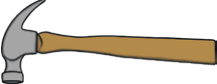

Draw a line to match the capital letters to their and lower-case partners.  
Can you practise writing the letters too?

The image shows a collection of letters for a matching and writing exercise. The letters are arranged in a grid-like fashion. Each letter has a red dot indicating the starting point and a green arrow indicating the direction of the stroke. Some letters have numbers 1, 2, 3, or 4 indicating the order of strokes. The letters include: O, k, K, O, i, B, b, E, Z, S, V, T, Z, w, v, e, W, S. The letters are intended to be matched with their corresponding lowercase partners and then written.




Focus: oo (long) oo (short) ar

### 3. Spell the words.

Look at the pictures and use the letters below to spell the words.  
The letters remaining will make a secret word.

Picture	Spell the words	Write the words
	___ _ _	
	___ _ _	
	___ _ _	
	___ _ _	

k b oo l oo t n m oo k h oo

Picture	Spell the words	Write the words
	___ _ _	
	___ _ _	
	___ _ _	
	___ _ _	

ar m h p c ar ch m t ar k ar

Focus: oo (long) oo (short) ar

#### 4. Sentence substitution.

Read the sentences. Use the words given to change the last word and make a new sentence. Write it on the line below.

**Is it hard to march in a pool?**

park    yard    book

---

**Look at the jar on my arm.**

foot    car    boot

---

**In the tank I see a card.**

shark    baboon    charm

---

#### 5. Write the sentence.

Listen to the sentence and write it down.

---

---

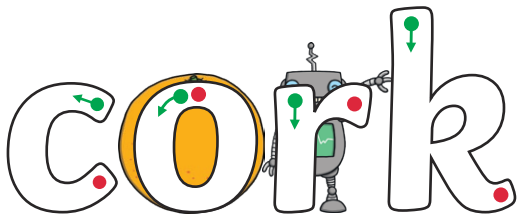
---

How confident do you feel?




# or ur


1. Form the letters and write the words.




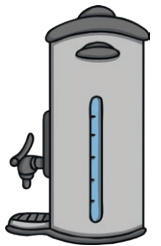
cork \_\_\_\_\_



orbit \_\_\_\_\_



urn \_\_\_\_\_



burp \_\_\_\_\_



Focus: **or ur**




2. Find the tricky words.

Circle every **my**, **you** and **they** that you can see.

**or ur my they you ur or you  
you ur they my or ur my they or**

3. Spell the words.

Look at the pictures and use the letters below to spell the words.  
The letters remaining will make a secret word.




Picture	Spell the words	Write the words
	___ _ _	
	___ _ _	
	___ _ _ _ _	
	___ _ _	

**t or k or t e ch or f r c or sh d**

Focus: **or ur**

#### 4. Spell the words.

Look at the pictures and use the letters below to spell the words. The letters remaining will make a secret word.

Picture	Spell the words	Write the words
	— — — —	
	— — — — —	
	— — — — —	
	— — — —	

**t f n ur b p i ur b n ur c ur**

#### 5. Sentence substitution.

Read the sentences. Use the words given to change the last word and make a new sentence. Write it on the line below.

**I might hang a turnip in the porch.**      church fort organ

---

**I need a torch to look for a cork.**      hornet turnip horn

---

**This corn is organic.**      torn hurt short

---

**6. Write the sentence.**

Listen to the sentence and write it down.

---

---

---

How confident do you feel?



# ow oi

1. Form the letters and write the words.

bow

bow \_\_\_\_\_



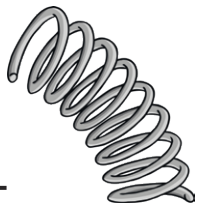
down

down \_\_\_\_\_




coil

coil \_\_\_\_\_



poison

poison \_\_\_\_\_



Focus: **ow oi**

## 2. Write the tricky words.

Read each tricky word, then cover the words and write each one twice.

the

no

to

go

I




---



---

## 3. Spell the words.




Look at the pictures and use the letters below to spell the words. The letters remaining will make a secret word.

Picture	Spell the words	Write the words
	___ _ _	
	___ _	
	___ _ _	
	___ _	

**n ow d n f ow l ow ow r**

Focus: **ow oi**

Look at the pictures and use the letters below to spell the words. The letters remaining will make a secret word.

Picture	Spell the words	Write the words
	— — —	
	— — — — —	
	— — —	
	— — —	

**n oi c t e t oi l l oi s b l oi**

**4. Sentence substitution.**

Read the sentences. Use the words given to change the last word and make a new sentence. Write it on the line below.

**Dad has a coin.**

cow coil toilet

\_\_\_\_\_

**Can an owl howl?**

bow row boil

\_\_\_\_\_

**Go to town to boil a pot of oil.**

coins poison soil

\_\_\_\_\_

**5. Write the sentence.**

Listen to the sentence and write it down.

---

---

---

How confident do you feel?



# ear air

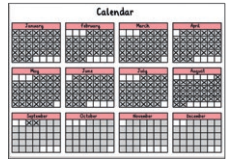
1. Form the letters and write the words.



tear \_\_\_\_\_



year \_\_\_\_\_



pair \_\_\_\_\_



chair \_\_\_\_\_



Focus: ear air




2. Find the tricky words.

Circle every here, all and are that you can see.

ear here air are all air  
 here air are ear ear here all  
 ear air are all

3. Spell the words.




Look at the pictures and use the letters below to spell the words.  
 The letters remaining will make a secret word.

Picture	Spell the words	Write the words
	___ ___	
	___ ___	
	___ ___ ___	
	___ ___	

ear b ear f t d ear g ear

Focus: ear air

Look at the pictures and use the letters below to spell the words. The letters remaining will make a secret word.

Picture	Spell the words	Write the words
	— —	
	— — — —	
	— — — —	
	— —	

air or p ch p air t h air t u c air

4. Sentence substitution.

Read the sentences. Use the words given to change the last word and make a new sentence. Write it on the line below.

**Mum got a haircut.** beard chair hairpin

---

**The fair is near the lair.** rear airport earwigs

---

**Do you fear a chair?** fair gearstick beard

---

**5. Write the sentence.**

Listen to the sentence and write it down.

---

---


---

How confident do you feel?





# ure er


## 1. Form the letters and write the words.




pure \_\_\_\_\_



lure \_\_\_\_\_



herd \_\_\_\_\_



power \_\_\_\_\_



Focus: ure er

## 2. Order the letters of the alphabet.




Can you help Kit and Sam find their way to school by following the correct order of the alphabet? Remember, you can sing the alphabet song to help you.






Focus: ure er

### 3. Spell the words.

Look at the pictures and use the letters below to spell the words. The letters remaining will make a secret word.

Picture	Spell the words	Write the words
	___ _	
	___ _ _ _	
	___ _	
	___ _ _ _	

ure p m n ure a ure c c ure s e

Picture	Spell the words	Write the words
	___ _ _	
	___ _ _ _	
	___ _ _ _	
	___ _ _	

e l er tt e b er h x er v m er i

Focus: ure er

#### 4. Sentence substitution.

Read the sentences. Use the words given to change the last word and make a new sentence. Write it on the line below.

**The farmer put pepper on his dinner.**      manure herbs ladder

\_\_\_\_\_

**The herd of cows are secure.**                      better mature alert

\_\_\_\_\_

**Can you fix a mixer with a hammer?**      rubber mixer letter

\_\_\_\_\_

#### 5. Write the sentence.

Listen to the sentence and write it down.

\_\_\_\_\_

\_\_\_\_\_

\_\_\_\_\_

How confident do you feel?



Focus: Revisit weeks 6-10 GPCs and tricky words

**1. Read the sentences and answer the questions.**

Sound out and blend the sounds to read the words. Remember, you can add sound buttons to help you. Can you answer the questions?

**The Town Zoo**

**Join us at the town zoo this year!**

**You can visit a herd of cows on the urban farm - do not put a foot in the manure!**

**Then you can go to the deep lagoon and look for the reef shark. He has sharp teeth but will not harm you.**

**Enter the dark woods, here you will see a fox. Be alert for red fur in the corner as it can be hard to see. You might hear him howl at the moon.**

**You can get a better look at a pair of chickens in a secure pen near the exit. They peck at the soil for corn and seeds.**

The cows are on the... \_\_\_\_\_

Will the reef shark harm you? \_\_\_\_\_

Is the fox in the deep lagoon? \_\_\_\_\_

The chickens peck at the soil for... \_\_\_\_\_

Focus: Revisit weeks 6-10 GPCs and tricky words

## 2. Write the sentences.

Listen to the sentences and write them down.

---

---

---

---

---

---

---

---

---

How confident do you feel?

